

Features

- High efficiency, High PF, Low THD
- Isolated, Flicker free
- Suitable for Class II light fixtures



Applications

- Indoor decorative lighting
- residential lighting

Descriptions

LF-GHY100H24 is a 100W isolated constant voltage LED driver, Its input voltage ranges from 220 to 240Vac; output voltage is 24V; output current is 0-4.25A. Mainly for indoor constant voltage led strip.

Product Model

LF-GHY100H24

- 24: DC24V output voltage
- H: input voltage: 220-240Vac
- 100: output power: 100W
- G: isolated circuit; HY: constant voltage

■ Electrical Characteristics

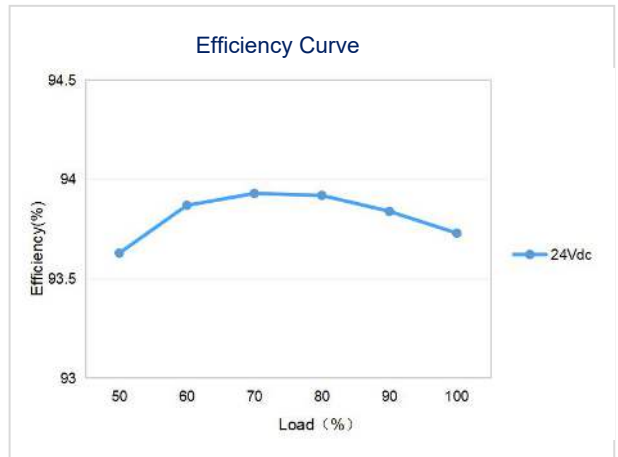
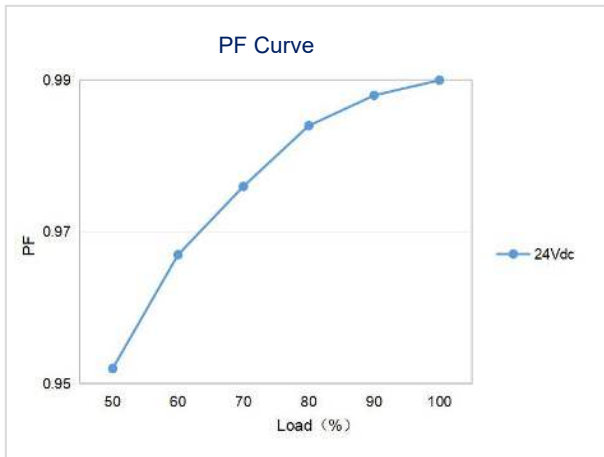
Model		LF-GHY100H24				
Output	Output Power	100W Max				
	Output Voltage	24Vdc				
	Output Current	0-4.25A ^①				
	Flicker Index (Modulation Depth)	Complies with IEEE Std 1789-2015				
	CIE SVM	≤0.4				
	IEC-Pst	≤1				
	Ripple Voltage	720mV Max				
	Voltage Tolerance	±3%				
Input	AC Input Voltage	220-240Vac (voltage limit: 198-264Vac)				
	DC Input Voltage	220-240Vdc (voltage limit: 180-264Vdc) ^②				
	Input Frequency	0/50/60Hz				
	Input Current	0.62A Max				
	THD	≤10%				
	Power Factor	≥0.95				
	Efficiency	≥92%				
	Inrush Current	≤55A ^③				
	Load Quantities of Circuit Breaker	Model	B10	C10	B16	C16
		Quantity (pcs)	5	8	8	13
Leakage Current	≤0.7mA					
Protection Characteristics	Short Circuit	Hiccupmode (auto-recovery)				
	Overload Protection	110-150% (auto-recovery)				
Environment Descriptions	Operating Temperature	-30°C - +50°C				
	Operating Humidity	20-90%RH (no condensation)				
	Storage Temperature/Humidity	-40°C - +80°C (6 months in Class I environment); 10-90%RH (no condensation)				
	Atmospheric Pressure	86-106KPa				
Safety and Electromagnetic Compatibility	Certifications	ENEC、CE、CB、RCM、UKCA、MM、CCC				
	Withstand Voltage	I/P-O/P:3.75KVac&5mA&60S				
	Insulation Resistance	I/P-O/P: >100MQ@500Vdc				
	Safety Standards	ENEC: EN61347-1:2015, EN 61347-2-13:2014/A1:2017, EN 62384: 2016/A1:2009 CE-LVD: EN 61347-2-13:2014/A1:2017, EN 61347-1:2015, EN 62493:2015 CB: IEC 61347-1:2015, IEC61347-2-3:2014, IEC 61347-2-13:2014/AMD1:2016 UKCA-LVD:EN 61347-1:2015/A1:2021, EN 61347-2-13:2014/A1:2017 EN 62493:2015 RCM:AS 61347.2-13:2018 CCC:GB19510.1-2009, GB19510.14-2009				
	EMI	CE-EMC/RCM:EN55015, EN61000-3-2, EN61000-3-3 UKCA-EMC:EN IEC 55015:2019/A11:2020, EN 61547:2009, EN IEC 61000-3-2:2019/A1:2021, EN 61000-3-3:2013/A2:2021 CCC:GB/T17743, GB17625.1, GB17625.2				
	EMS	CE-EMC/RCM: EN61000-4-2,3,4,5 (lightning strike: 1kV),6,11 CCC:GB/T17626.2,3,4,5 (lightning strike: 1kV),6,11				
Other Parameters	IP Rating	IP20				
	RoHS	RoHS 2.0 (EU) 2015/863				
	Warranty	5 years ^④				

■ **Electrical Characteristics**

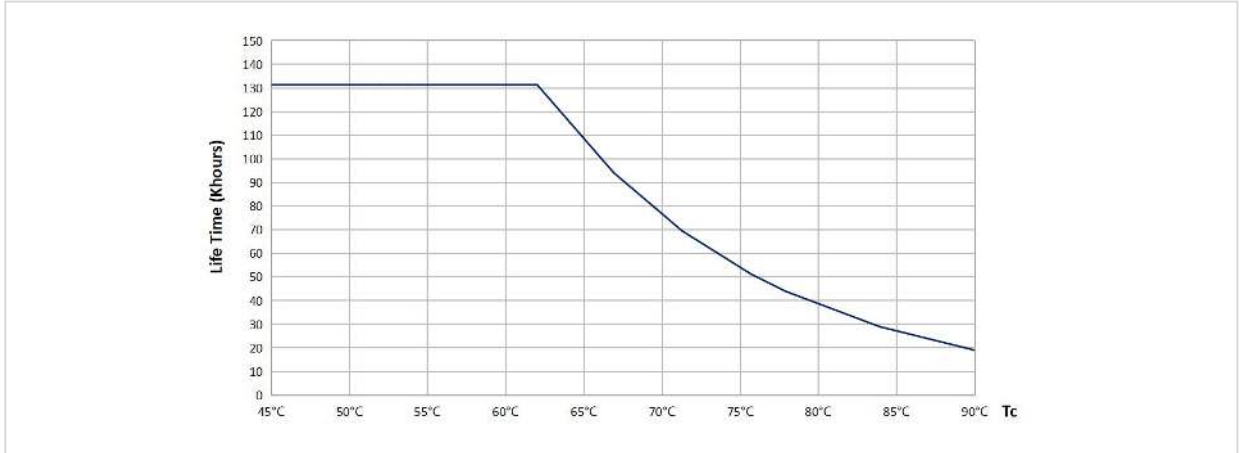
Test Equipment	AC power source: CHROMA6530, digital power meter: CHROMA66202, oscilloscope: Tektronix DPO3014, DC electronic load: M9712B, LED board, constant temperature and humidity chamber, lightning surge generator: Everfine EMS61000-5B, rapid group pulse generator: Everfine EMS61000-4A, spectroanalyzer: KH3935, Hi-pot tester: EEC SE7440, flicker tester (flicker-free coefficient test): Everfine LFA-3000, etc.
Test Remark	If there are no special remarks, the above parameters are tested at the ambient temperature of 25°C, humidity of 50%, full load and input voltage of 230Vac/50Hz.
Additional Remarks	<ol style="list-style-type: none"> 1. It is recommended that user install the over voltage protection, under voltage protection and surge protection devices in the power supply circuits of light fixtures to ensure electricity safety. 2. The LED driver used in combination with the end device is one of the accessories of the whole light fixture, and the EMC of the whole light fixture is not only susceptible to the driver itself, but to the LED light fixture and the whole light fixture's wiring. Thus, the manufacturer of LED light fixture should re-confirm the EMC of the whole light fixture before the whole light fixture is finished. 3. The test conditions of the circuit breaker configuration quantity are the same as those of the inrush current. 4. The PC cover, casing and end cap for assembling the LED driver in the light fixture must meet the fire rating of UL94-V0 or above.

- Notice: ① It cannot meet the single harmonic requirements of the European standard EN61000-3-2 with a load of less than 40%.
 ② DC input is only for emergency use, with a maximum duration of 90 minutes.
 ③ @300uS
 ④ 5 years@Tc≤77°C

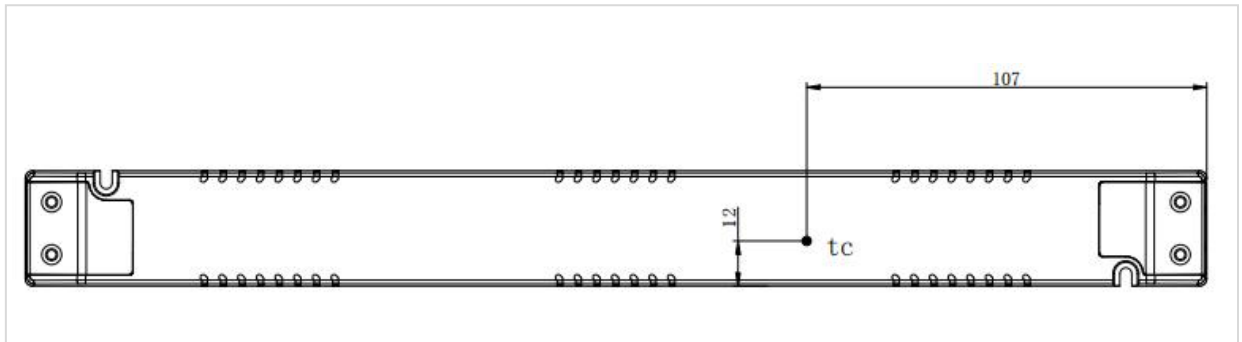
■ **Product Characteristic Curves**



Lifetime Curve



■ Tc Point Test Diagram



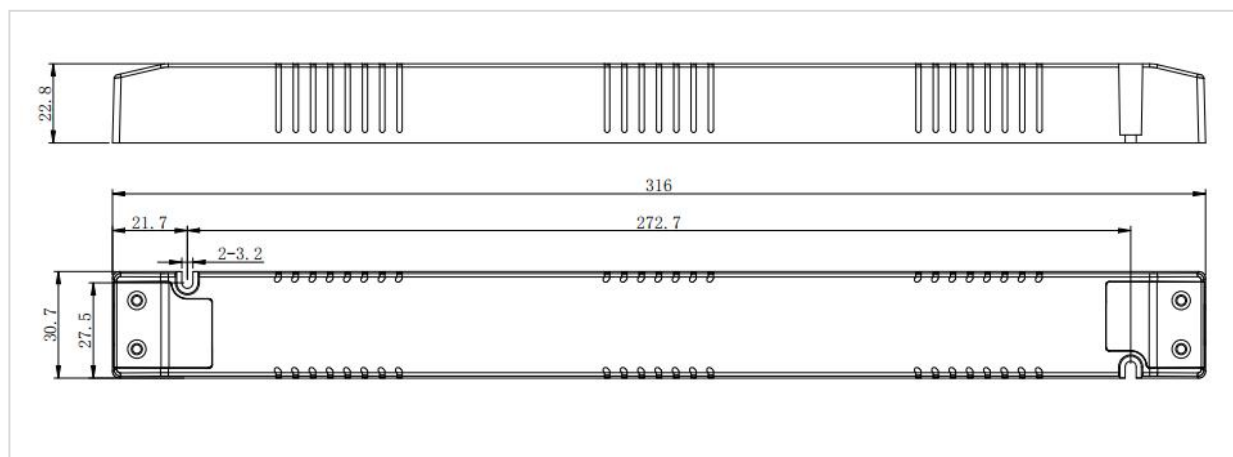
■ Product Terminals

INPUT		OUTPUT	
AC-L	Input terminal of AC live wire	LED+	Positive electrode output of LED driver
AC-N	Input terminal of AC neutral wire	LED-	Negative electrode output of LED driver

■ **Structure & Dimensions (unit: mm)**

Product Dimensions

Model	Overall Appearance (L*W*H)	Center-to-center Spacing of Positioning Hole	Diameter of Positioning Hole
LF-GHY100H24	316*30.7*22.8mm (±0.5mm)	272.7mm (±0.2mm)	3.2mm



■ **Packaging Specifications**

Model	LF-GHY100H24
Carton Size	385×285×210 mm (L×W×H)
Quantity	6 pcs/layer; 8 layers/ctn; 48 pcs/ctn
Weight	0.19 kg ±5%/pc; 10.89 kg ±5%/ctn

■ **Packaging Specifications of Individual Small White Box**

Model	LF-GHY100H24
Carton Size	358×330×185 mm (L×W×H)
Quantity	10 pcs/layer; 6 layers/ctn; 60 pcs/ctn
Weight	0.19 kg ±5%/pc; 13 kg ±5%/ctn

■ Transportation & Storage

1. Transportation

- Suitable transportation means: vehicles, boats and aeroplanes.
- In transit, it is necessary to prepare awnings for rain or sun protection. Moreover, please keep civilized loading and unloading to prevent the vibration or impact of LED driver as much as possible.

2. Storage

- The storage of LED driver shall conform to the standard of Class I environment. When using LED drivers which have been stored for more than 6 months, please re-test them firstly. Do not use them unless they are tested to be qualified.

Cautions

- Please use Lifud LED driver according to its parameters in the specification, otherwise the LED driver may malfunction.
- Using any incompatible light fixtures or those that have not been certified may cause fire, explosion or other risks.
- Man-made damage is beyond the scope of Lifud warranty service.

Remark: Lifud Technology Co., Ltd. reserves the right to interpret any contents of this specification.