

LED Sign Tube Specifications

Features:

- Only 50% energy consumption compared to fluorescent tubes;
- Lifetime 50000 hours and 5 years warranty;
- Retrofit to existing T8 lamps on EM or HF electronic gear;
- No mercury technology;
- 100%- safe installation process;
- The lamp emits light from both sides, the Angle of light is 360 degrees;
- Lens imported PMMA material, high transmittance, anti aging;
- IP65 protection against dust ingress and moisture;
- Fastest and easiest way to upgrade existing luminaire .

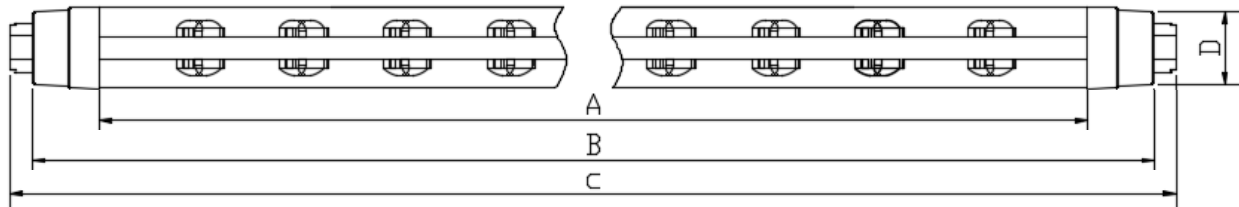


Application:

- Car parks / Warehouses / The supermarket;
- Advertising light box signs /The refrigerator;
- Indoor decoration, Creative lighting;
- Transport and distribution area;
- Front & back of house retail & hospitality.



Dimensions:



Model	Inch	A	B	C	D	Base Type
TAD012X10D-347XD-XX/TAD012X10D-024XD-XX	18	389	396.5	404	27.5	G13/R17D
TCD020X12D-347XD-XX/TCD020X12D-024XD-XX	24	541	548.5	556	27.5	G13/R17D
TDD020X15D-347XD-XX/TDD020X15D-024XD-XX	30	693	700.5	708	27.5	G13/R17D
TFD024X18D-347XD-XX/TFD024X18D-024XD-XX	36	846	853.5	861	27.5	G13/R17D
TGD024X21D-347XD-XX/TGD024X21D-024XD-XX	42	997	1004.5	1012	27.5	G13/R17D
THD040X24D-347XD-XX/THD040X24D-024XD-XX	48	1149	1156.5	1164	27.5	G13/R17D
TID048X28D-347XD-XX/TID048X28D-024XD-XX	60	1454	1461.5	1469	27.5	G13/R17D
TJD048X32D-347XD-XX/TJD048X32D-024XD-XX	64	1557	1564.5	1572	27.5	G13/R17D
TKD060X36D-347XD-XX/TKD060X36D-024XD-XX	72	1759	1766.5	1774	27.5	G13/R17D
TLD060X44D-347XD-XX/TLD060X44D-024XD-XX	84	2063	2070.5	2078	27.5	G13/R17D
TMD080X48D-347XD-XX/TMD080X48D-024XD-XX	96	2370	2377.5	2385	27.5	G13/R17D
TND080X48D-347XD-XX/TND080X48D-024XD-XX	108	2672	2679.5	2687	27.5	G13/R17D
TOD098X52D-347XD-XX/TOD098X52D-024XD-XX	117	2900	2907.5	2915	27.5	G13/R17D
TPD098X52D-347XD-XX/TPD098X52D-024XD-XX	120	2976	2983.5	2991	27.5	G13/R17D

Remark: 1. Unit :mm

2. Different tube lengths can be customized according to customer requirements.

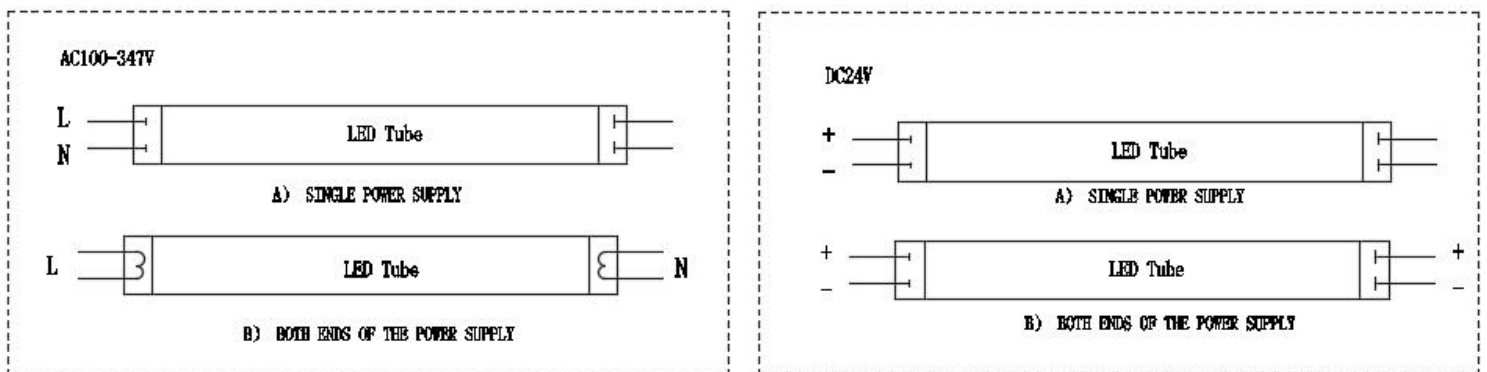
Electrical parameters:

Model	Input power	Rated power	Power factor	Luminous EFF	CRI	Color TEMP	Led No.	Light Angle
TAD012X10D-347XD-XX/TAD012X10D-024XD-XX	100-347V/DC24V	10	≥0.92	≥120	≥80	6500k	12	360
TCD020X12D-347XD-XX/TCD020X12D-024XD-XX	100-347V/DC24V	12	≥0.92	≥120	≥80	6500k	20	360
TDD020X15D-347XD-XX/TDD020X15D-024XD-XX	100-347V/DC24V	15	≥0.92	≥120	≥80	6500k	20	360
TFD024X18D-347XD-XX/TFD024X18D-024XD-XX	100-347V/DC24V	18	≥0.92	≥120	≥80	6500k	24	360
TGD024X21D-347XD-XX/TGD024X21D-024XD-XX	100-347V/DC24V	21	≥0.92	≥120	≥80	6500k	24	360
THD040X24D-347XD-XX/THD040X24D-024XD-XX	100-347V/DC24V	24	≥0.92	≥120	≥80	6500k	40	360
TID048X28D-347XD-XX/TID048X28D-024XD-XX	100-347V/DC24V	28	≥0.92	≥120	≥80	6500k	48	360
TJD048X32D-347XD-XX/TJD048X32D-024XD-XX	100-347V/DC24V	32	≥0.92	≥120	≥80	6500k	48	360
TKD060X36D-347XD-XX/TKD060X36D-024XD-XX	100-347V/DC24V	36	≥0.92	≥120	≥80	6500k	60	360
TLD060X44D-347XD-XX/TLD060X44D-024XD-XX	100-347V/DC24V	44	≥0.92	≥120	≥80	6500k	60	360
TMD080X48D-347XD-XX/TMD080X48D-024XD-XX	100-347V/DC24V	48	≥0.92	≥120	≥80	6500k	80	360
TND080X48D-347XD-XX/TND080X48D-024XD-XX	100-347V/DC24V	48	≥0.92	≥120	≥80	6500k	80	360
TOD098X52D-347XD-XX/TOD098X52D-024XD-XX	100-347V/DC24V	52	≥0.92	≥120	≥80	6500k	96	360
TPD098X52D-347XD-XX/TPD098X52D-024XD-XX	100-347V/DC24V	52	≥0.92	≥120	≥80	6500k	96	360

Environmental and Application Conditions:

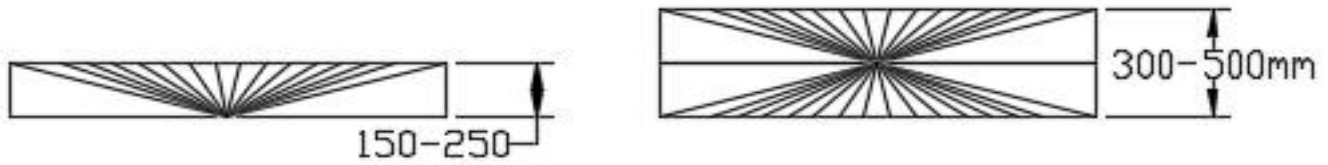
Ambient temperature range (Ta)	-25.....+50°C
Operating (case) temperature range (Tc)	-25.....+50°C
Storage temperature range	-25.....+65°C
IP rating	IP65

Installation procedure:

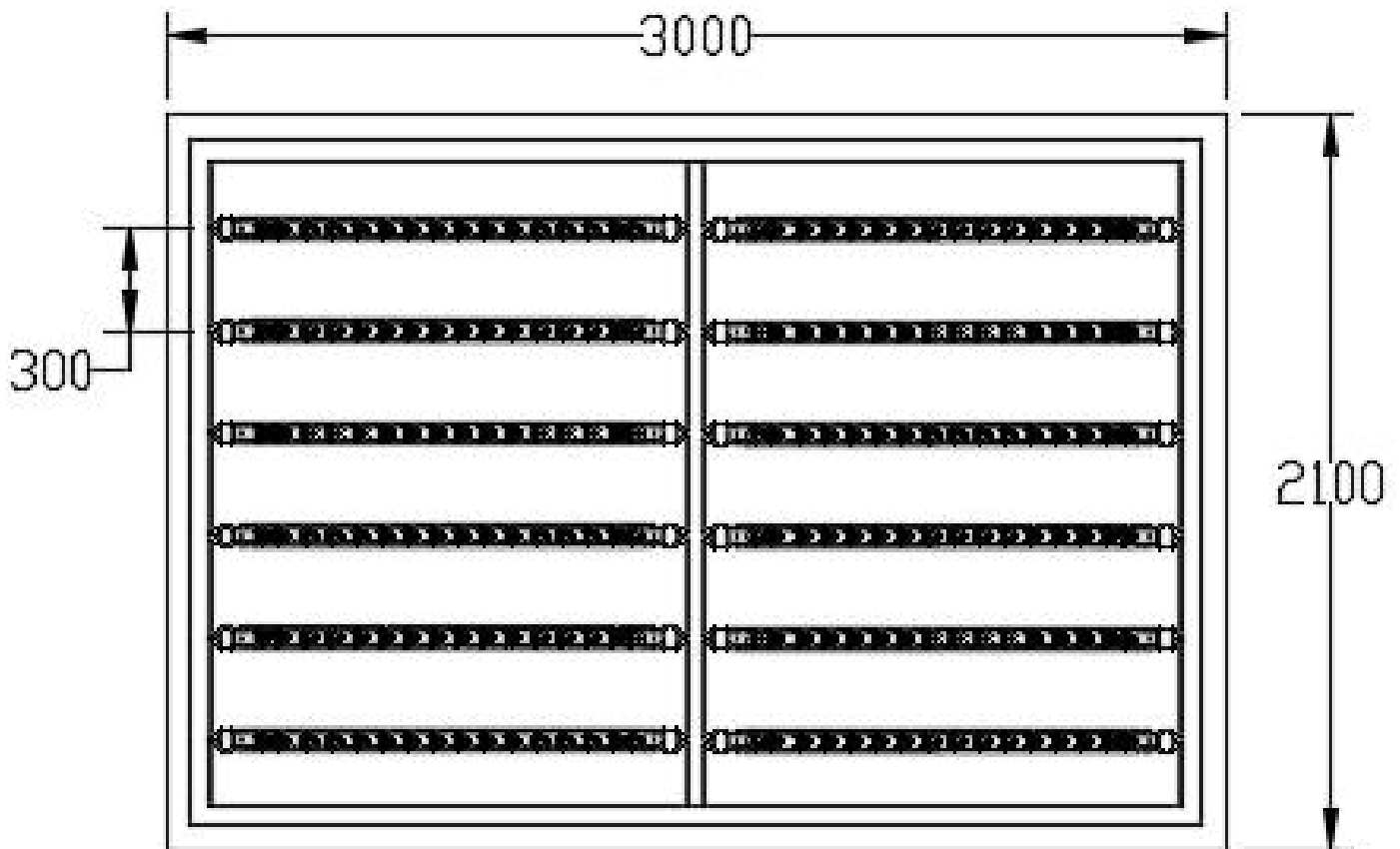


1. Refer to the diagram for installation. The conventional lamp is powered by two ends by default.
2. Please cut off the power supply before installation or maintenance to avoid disaster or electric shock.
3. Do not replace the lamp tubes of electronic and inductive rectifiers directly. If necessary, wires should be used Way to change.

Installation procedure:



1. Recommended thickness of light box: single side 150-250mm; Double-sided 300-500 mm.
2. Please cut off the power supply before installation or maintenance



1. Turn off the power before installation
2. LED lamp spacing recommended value: 200-400mm.
3. If it is a large advertising light box installation, light box with the number of lights to choose the right wire, in case of overload caused by fire or material loss.
4. G13/R17D lamp holder can be installed at both ends of the lamp tube and reasonable wiring.
5. After the installation is complete, check the wiring and turn on the power switch.