

Flexible backlight lens led strip Specifications

Features:

- Rolled cooper FPC, better thermal dissipation&bend-ability
- Low voltage 12V power supply, safe and durable.
- A variety of color selection, widely used.
- It can be cut freely in sections for convenient installation.
- Integral forming process, the whole no dark area, no virtual welding.
- Optical lens of 180°, wide angles, uniform illumination without yellow spot
- Soft and thin, easy to install, good stability, Soft and thin, easy to install.good stability



Application:


- Suitable for hotels, Building, KTV entertainment venues
- Suitable for shopping malls counters, jewelry, clock counters
- Metro, bus station, sign, billboard and all kinds of advertising light boxes
- Wall decoration, wardrobe, living room and other applications
- Some circular, arc and other special-shaped advertising, logo lighting



Basic Parameters:

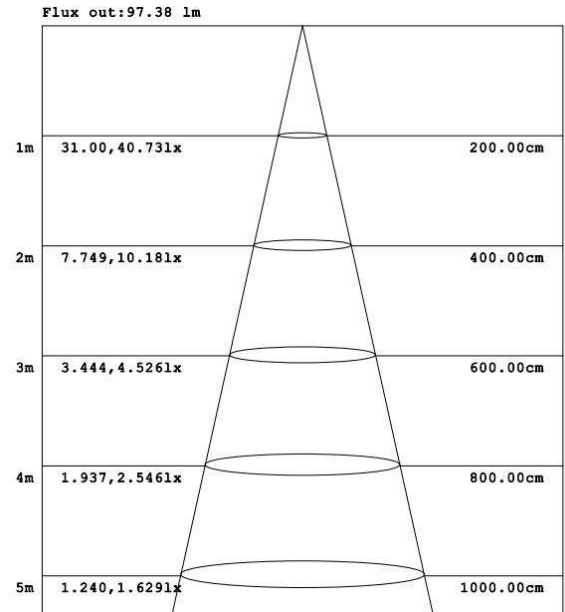
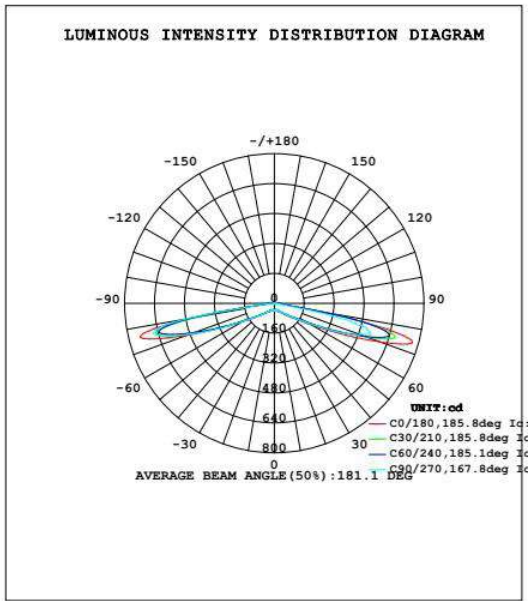
Input voltage	12V/24V	LED Type	2835
POWER/M	20W/M	Temperature	-25°C~+50°C
efficiency	130lm/W(6500K)	CCT	2700K/6500K/ <u>tunable white</u>
LED/M	24LEDs	Waterproof level	IP20
Beam angle	180°	Length	5M/Roll
CRI	>80	Dimming	PWM
Warranty period	3 years	<u>Cuttable length</u>	83.3mm

Product Dimension:




Thank you for purchasing the Allanson SPEEDLamp LED Replacement lamp. The retrofit process is straight forward and should be done following local electrical codes and standards.

Light Distribution Curve:



Installation procedure :

The installation surface should be clean. Tear off the double -sided tape on the back of the light strip and paste it directly on , Required mounting surface.



According to the lighting effect requirements of the scene, 1 to 2 more lens light sources can be appropriately equipped for sizes of 5cm and above



1. The product comes with adhesive tape, tear off the blue paper when installing, and stick the lamp tape on the surface that needs to be installed
2. The surface of viscose is not dirty, so as not to affect the paste effect
3. DC12/24v constant voltage supply is used for power supply
4. Appropriate power supply is selected according to the total power of the lamp belt, which is lower than 80% of the rated power of the power supply