



Edgelit LED strip Specifications

Features:

- With a focused narrow beam angle (15°x 45°) for brighter and more uniform distribution of light across longer distances.
- Easy to operate and quick to install. Solved troublesome installation steps.
- High cost performance: Compared with traditional lighting fixtures, there are incomparable advantages in installation, wiring, energy saving and price.
- Use 1.6 thick PCB aluminum as LED lamp bead heat dissipation, use constant pressure suitable for PWM dimming applications.
- Each LED is 2 light-emitting chip independent work, any one damage will not affect the normal use of another led, a single group can be cut, high utilization rate, easy installation.
- The lens is made of PMMA material, with high light transmittance and no yellowing for a long time.
- Service life up to 30,000 hours
- High brightness, light efficiency $\geq 150\text{lm/W}$.

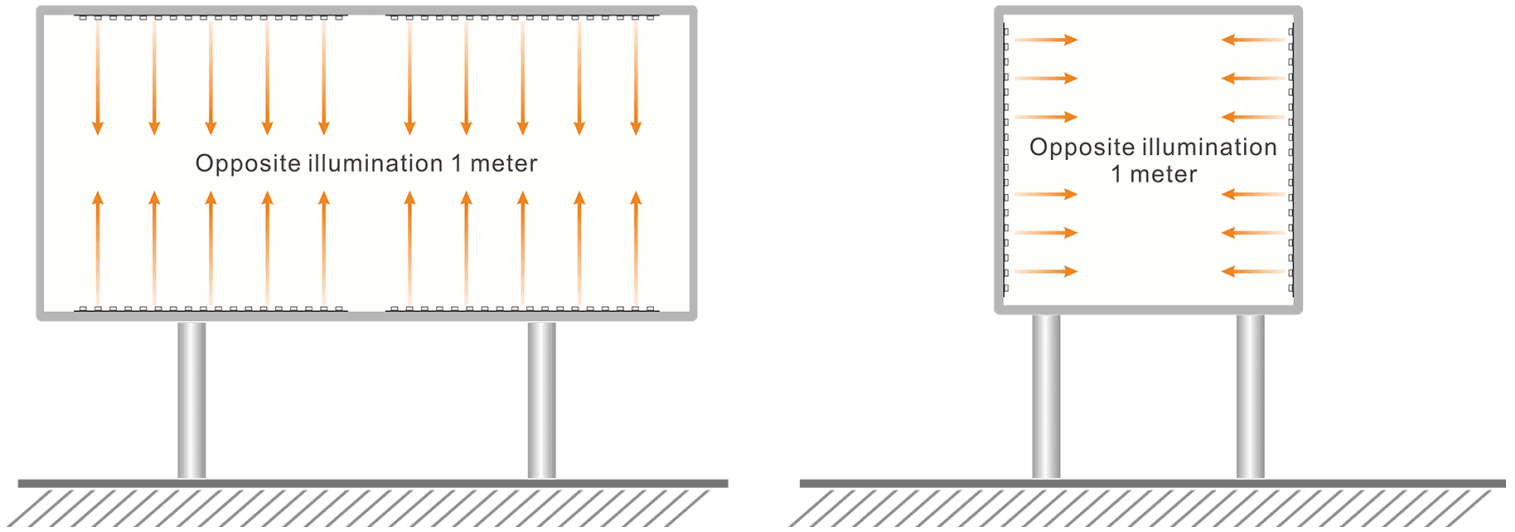


Application:

- Lighting for advertising light boxes, signboards.
- Widely used in decoration and lighting.
- Suitable for parking lots, warehouses. The supermarket. The bus stop.
- Home sales or hotel advertising.



Installation procedure:



1. The installation length of the light box is recommended to be below 3 meters, the width is 60-100mm, and the distance of light exposure on both sides is below 1.2 meters.
2. Disconnect the power supply before installation or maintenance to avoid the risk of fire or electric shock.
3. If DC power is used, check the polarity of the power supply. Connect the red to the + pole of the power supply, and connect the black to the negative pole of the power supply.
4. The installation of the lamp needs to be installed by professionals.