

Diffuse LED Strip Specifications

Features:

- The circuit board is made of aluminum material, which has fast heat dissipation and long luminous life. LED life can reach more than 35,000 hours
- LED adopts high-quality chip, suitable for large light box lighting, more energy saving, High luminous efficiency.
- LED wide Angle lens, light diffuse reflection, to achieve the best viewing Angle effect.
- Single light can be cut, suitable for different sizes of light boxes
- The light bar is connected to the 16AWG line, the voltage drop is small, and the light is more uniform.
- 20PCS/per , rolling shutter connection, easy installation and maintenance



Application:

- Advertisements. Light boxes ,creative luminous styling
- Application: Hotel. Shopping malls, casinos
- Line/shape lighting

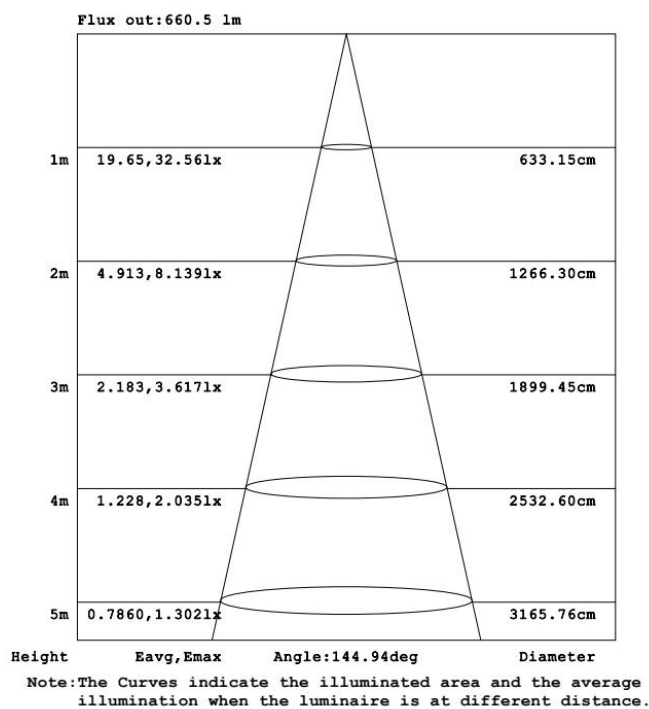
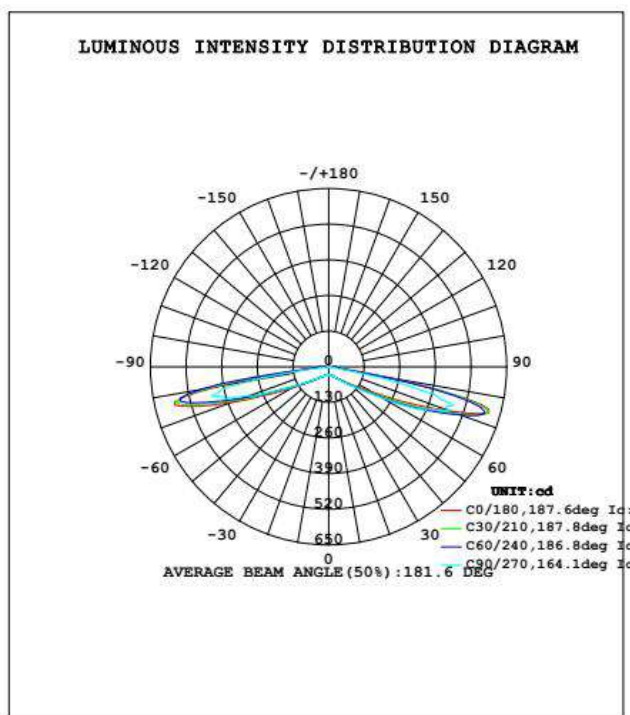


Thank you for purchasing the Allanson SPEEDLamp LED Replacement lamp. The retrofit process is straight forward and should be done following local electrical codes and standards.

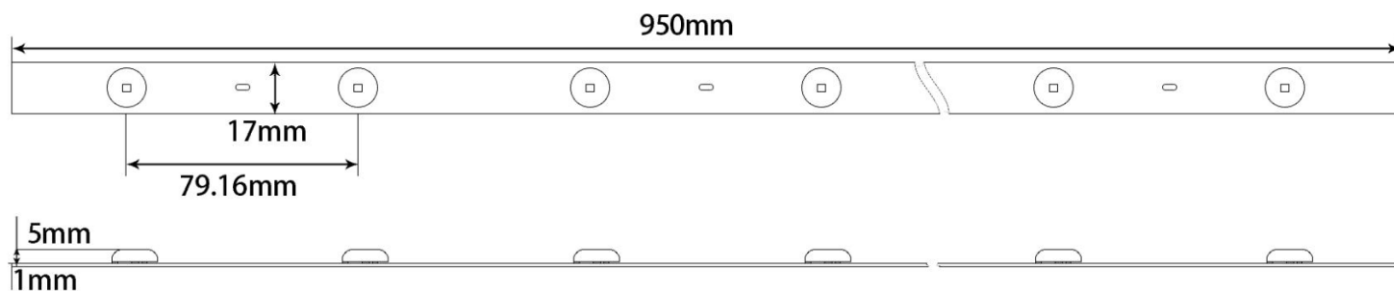
Basic Parameters:

Input Voltage	12V/24V	Cutttable length	79.16mm
POWER/M	12W	Working temperature	25°C~+50°C
luminous efficiency	120lm/W (6500K)	CCT	3000K/4000K/6500K
LEDs / M	12LEDs	Waterproof level	IP20
Beam angle	180°	length	950mm
CRI	>80	Dimming	PWM
Warranty period	3 years		

Light Distribution Curve:

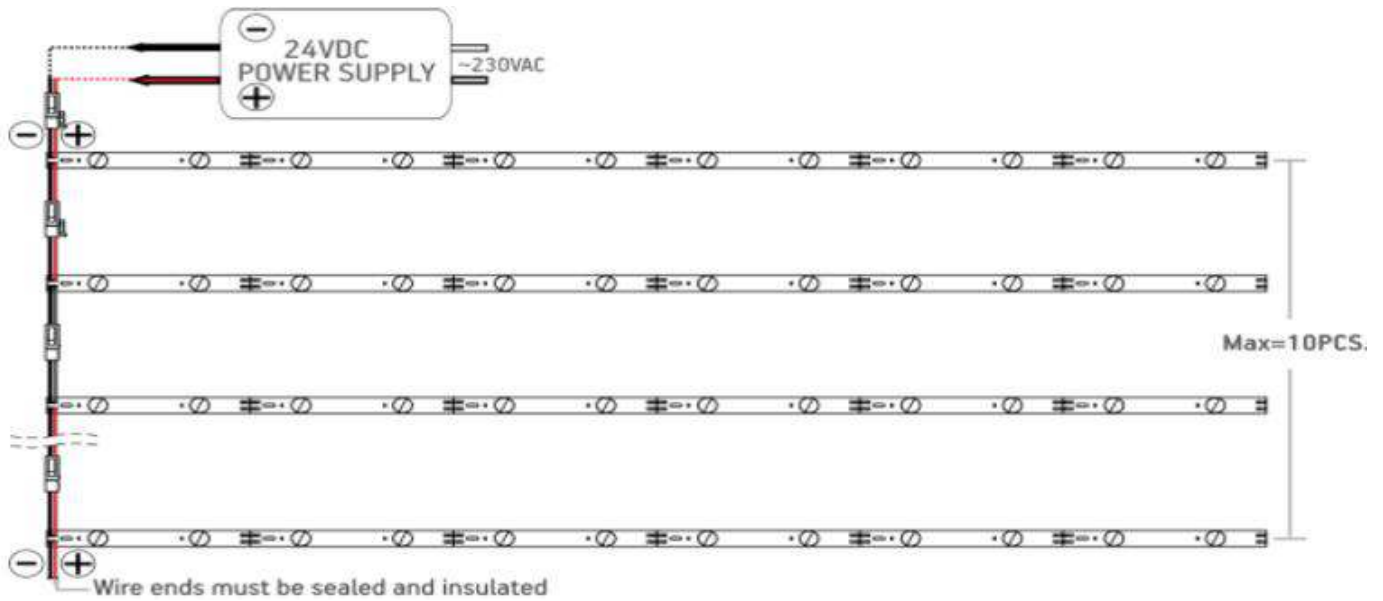


Product Dimension:

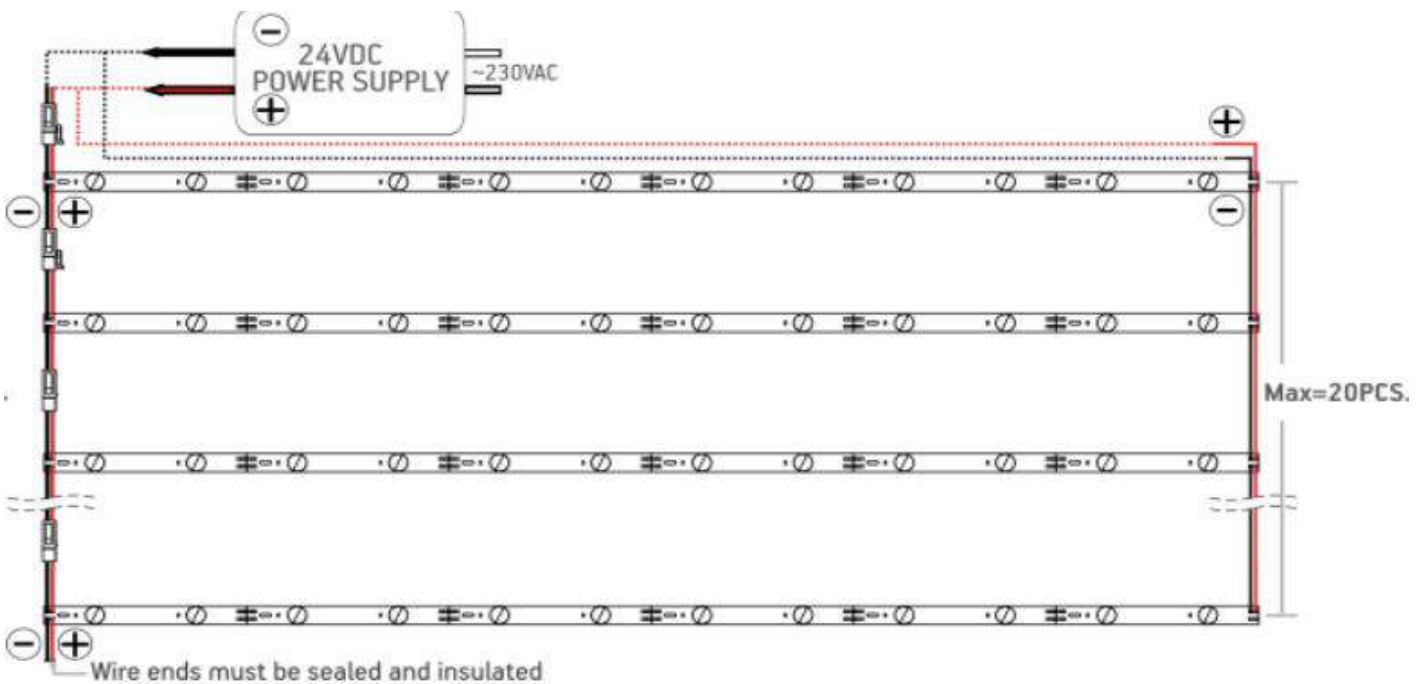


Thank you for purchasing the Allanson SPEEDLamp LED Replacement lamp. The retrofit process is straight forward and should be done following local electrical codes and standards.

Installation procedure:



- ! 10PCS-max number of LED bars in one chain when the supplied from single end. String end voltage can't be less than 23V, do not exceed specific bar string length.



- ! 20PCS-max number of LED bars in one chain when the power supplied from both ends (additional wiring is needed) String end voltage can't be less than 23V, do not exceed specific bar string length.

1. The conventional method is a set of 20PCS, and the interval between each lamp board is 15cm.
2. Disconnect the power supply before installation or maintenance to avoid the risk of fire or electric shock.
3. If DC power is used, check the polarity of the power supply. Connect the red to the + pole of the power supply, and connect the black to the negative pole of the power supply.
4. The installation of the lamp needs to be installed by professionals.