






















Isolated Tube Light Driver




Model No.	Power	Input Voltage	Output Voltage	Current	Efficiency (standard)	PF (standard)	Dimension L*W*H/ Φ *H	Dimming	Features
SLD183	30-40W	100-277V	28~42V	750-1000mA	84%(110AC) 85%(220AC)	0.99(110AC) 0.95(220AC)	345*17*5*11.5	N/A	Isolated, Flick free, EMC
									
TO36Q	24-30W	100-277V	28~42V	550-750mA	84%(110AC) 85%(220AC)	0.99(110AC) 0.95(220AC)	295*17.6*11.5	N/A	Isolated, Flick free, EMC
									
SLD-HPG003	16-24W	100-277V	28~42V	420-540MA	85%(110AC) 86%(220AC)	0.99(110AC) 0.95(220AC)	255*17.6*10.5	N/A	Isolated, Flick free, EMC
									
SLD009	9-15W	100-277V	28~42V	330-250MA	89%(110AC) 90%(220AC)	0.99(110AC) 0.95(220AC)	200*16.6*10.5	N/A	Isolated, Flick free, EMC
									
SLD193	9-15W	200-240V	28~42V	200-300MA	78%(220AC)	0.92(220AC)	255*17.5*10	Triac	Isolated, Flick free, EMC
									
SLD-HPG016T	15-22W	200-240V	40-50V	290-400MA	80%(220AC)	0.92(220AC)	315*17.5*10.5	Triac	Isolated, Flick free, EMC
									
SLD-HPG013T	22-30W	200-240v	40-50V	450-600MA	83%(220AC)	0.92(220AC)	335*17.5*10.5	Triac	Isolated, Flick free, EMC
									
SLD-HPG038T	30-36W	200-240v	40-50V	500-720MA	83%(220AC)	0.92(220AC)	315*17.5*10.5	Triac	Isolated, Flick free, EMC, GaN MOS
									

SLD-HPG010T	9-15W	100-130v	28-42V	200-300MA	82%(110AC)	0.99(110AC)	230*17.5*10	Triac	Isolated, Flick free, EMC
									
SLD-HPG011T	15-22W	100-130v	40-50V	290-400MA	85%(110AC)	0.99(110AC)	275*17.5*10.5	Triac	Isolated, Flick free, EMC
									
SLD-HPG012T	22-30W	100-130v	40-50V	450-600MA	85%(110AC)	0.99(110AC)	325*17.5*10.5	Triac	Isolated, Flick free, EMC
									
SLD-HPF029T	9-20W	200-240v	50-80V	110-250MA	88%(220AC)	0.96(220AC)	197*16*10.5	Triac	Isolated, Flick free, EMC
									
SLD-HPF018T	20-30W	200-240v	50-80V	250-400MA	90%(220AC)	0.97(220AC)	215*17.1*10.5	Triac	Isolated, Flick free
									



Non-isolated Tube Light Driver									
SLD-HPF027AD	9-20W	100-277V	60-75V	100-250MA	88%(110AC) 90%(220AC)	0.99(110AC) 0.95(220AC)	180*16.5*11.5	0-10V	Non-isolated, Flick free
									
SLD-HPF026AD	22-40W	100-277V	60-75V	260-500MA	88%(110AC) 90%(220AC)	0.99(110AC) 0.95(220AC)	205*16.5*11.5	0-10V	Non-isolated, Flick free
									
SLD-HPF001	9-20W	100V~277V	50~80V	140-250MA	90%(110AC) 91%(220AC)	0.99(110AC) 0.95(220AC)	103*17.6*10.5	N/A	Non-isolated
									
SLD-HPF007	18-25W	120V~347V	50~80V	230-400MA	91%(110AC) 92%(220AC)	0.99(110AC) 0.95(220AC)	123*17.7*11	N/A	Non-isolated
									

SLD-HPF008	25-50W	120V~347V	50~80V	380-650MA	91%(110AC) 92%(220AC)	0.99(110AC) 0.95(220AC)	170*17.7*11	N/A	Non-isolated
									
SLD-HPF005	9-20W	100V~277V	50~80V	100-250MA	85%(110AC) 86%(220AC)	0.99(110AC) 0.95(220AC)	195*17.6*10.5	N/A	Non-isolated, Flick free, EMC
									
SLD-HPF002	22-40W	100V~277V	50~80V	280-500MA	85%(110AC) 86%(220AC)	0.99(110AC) 0.95(220AC)	260*17.6*10.5	N/A	Non-isolated, Flick free, EMC
									
SLD169-D	18-28W	120-347V	50~80V	230-360MA	90%(110AC) 90%(220AC)	0.99(110AC) 0.95(220AC)	235*17.6*8.5	N/A	Non-isolated, Ultra-thin
									
SLD-HPF011	18-28W	100-277V	50~80V	230-360MA	90%(110AC) 90%(220AC)	0.99(110AC) 0.95(220AC)	205*17.6*8.5	N/A	Non-isolated, EMC, Ultra-thin
									
SLD-HPF038	9-20W	100-277V	50~80V	100-250MA	87%(110AC) 88%(220AC)	0.99(110AC) 0.97(223AC)	90*20*15	N/A	Non-isolated, Flick free, THD<15%@110 V, THD<10%@220 V
									
F030YTB	25-40W	100-277V	50~80V	380-500MA	87%(110AC) 88%(220AC)	0.99(110AC) 0.97(223AC)	250*16*11	N/A	Non-isolated, Flick free, THD<15%@110 V, THD<10%@220 V
									

DC to DC Driver									
SLD105	9-22W	DC12-24V	25~42V	250-440MA	85%(12-24V DC)	/	190*17.6*9	N/A	Step-up
									
SLD124	30-50W	DC12-24V	25~42V	720-1250MA	85%(12-24V DC)	/	86*34*21	N/A	Step-up
									

IN-DC12-23V	16-24W	DC12-24V	25~42V	370-599MA	85%(12-24V DC)	/	175*16.8*10.4	N/A	Step-up, EMC
									
TUBE-DC60V25W	10-25W	DC50-70V	20~60V	200-500MA	87%(50-70V DC)	/	177*16*11	N/A	Step-down, EMC
									
TUBE-DC100V30W	16-30W	DC80-130V	25~42V	370-500MA	87%(80-130V DC)	/	250*17*11	N/A	Step-down, EMC
									

Microwave Radar Induction Driver

SLD-HPF022	24-40W	100V~277V	50-80V	310-550MA	88%(110AC) 90%(220AC)	0.97(110AC) 0.95(220AC)	220*17.6*17	PWM	Non-Isolated, Radar sensor, 6-10m sensor distance, 12V AUX
									
SLD-HPF012	9-20W	100V~277V	50-80V	100-250MA	86%(110AC) 88%(220AC)	0.97(110AC) 0.95(220AC)	140*17.6*11	PWM	Non-Isolated, Radar sensor, 6-10m sensor distance, 12V AUX
									
SLD-LPF010	8-20W	175V~265V	50~80V	90-350MA	90%(220AC)	/	55*22	PWM	Non-isolated, Radar sensor, 6-10m sensor distance, 12V AUX PF<0.5
	