

LCP40AD-1H24V (102200640101)
Summary

LCP40AD-1H24V is a constant Voltage output mode LED driver. Support DALI dimming function, Touch DIM (Push DIM) function, 0/1-10V Dimming function. The output and dimming circuit are also completely in accordance with the new regulations with isolation to ensure the users and luminaire system during installation.

Product Features

- Single channel output
- Support DALI-2 dimming function, Touch DIM (Push DIM) function, 0/1-10V Dimming function
- Dimming range: 0.1-100%, Dimming effect smooth, no flicker
- Protections: Short circuit, Over load
- Suitable for indoor LED lighting application


Application


Wall Washer



LED Strip Light



LED Tube



Underground Light

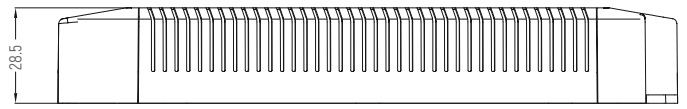
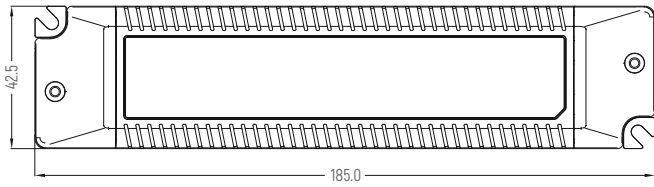


AR111 Venture Light

Technical Parameters

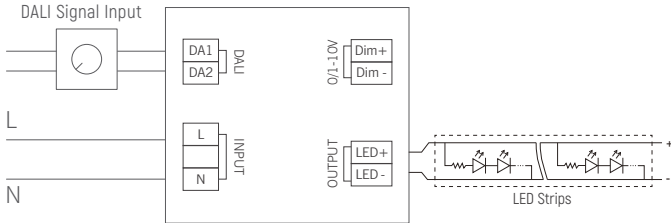
Model	LCP40AD-1H24V	
Input	Efficiency	≥85%@230VAC, Full load
	Voltage	220VAC-240VAC
	Frequency Range(Hz)	50/60Hz
	Power Factor	>0.95@230VAC, Full load
	THD(full load)	<10%@230VAC
	AC Current(max)	≤0.27Amax@230VAC
	Standby power	<1W
	Inrush Current(max)	Cold start, <30A@230VAC
Output	Current/Voltage/Power	1.65A/24V/40W
	Ripple Current	<3%
	Channel	1
	Voltage Tolerance	±5%
	Turn on delay Time	<0.5s, at 230Vac
Function	Dimming Type	DALI/Touch DIM/1-10V/Adjustable resistance /PWM
	Dimming Range	0.1%-100% Dimming to off
Protection	Short Circuit	Connect the LED power positive output and LED negative output terminal, together
	Over Load	When the output voltage is exceeded, the output current decreases and, recovers automatically when the load is reduced.
Safety & EMC	Surge	L-N>1KV
	Withstand Voltage	I/P-O/P: 3750VAC/1min/10mA; I/P-E: 1875VAC/1min/10mA
	DALI Standard	IEC 62386-101: 2014, IEC 62386-102: 2014; IEC 62386-207: 2009, DALI 2.0
	Safety Standards	EN61347-1, EN61347-2-13
	EMC Eission	EN55015, EN61000-3-2, EN61000-3-3
	EMC Immunity	EN61000-4-2,3,4,5,6,8,11; EN61547
Others	Working Temp., Humidity	-20°C~50°C, 20-50%RH
	Storage Temp., Humidity	-40°C~85°C, 5-70%RH
	Tc	90°C
	Material	PC
	IP Rating	IP20
	Lifetime	50,000h@tc:80°C
	Warranty Condition	5 Years
	Switch Cycle	>25,000 tims
	Pack Information	Net weight: 151g±5%/PCS; 50PCS/Carton; 8.05kg±5%/Carton; Carton Size: 430*306*168mm(L*W*H)
Dimension	185*42.5*28.5mm(L*W*H)	

Dimension(mm)

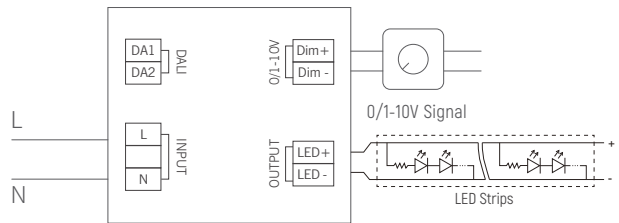


Wiring Diagram

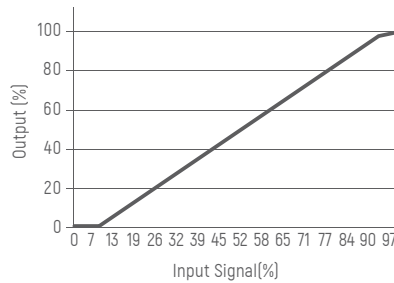
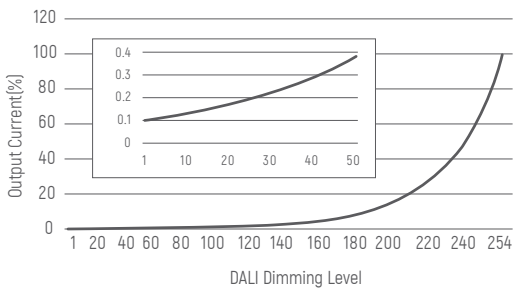
DALI



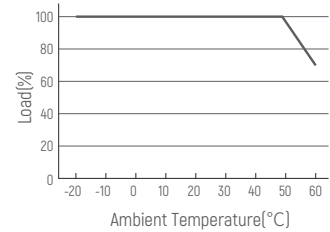
0/1-10V



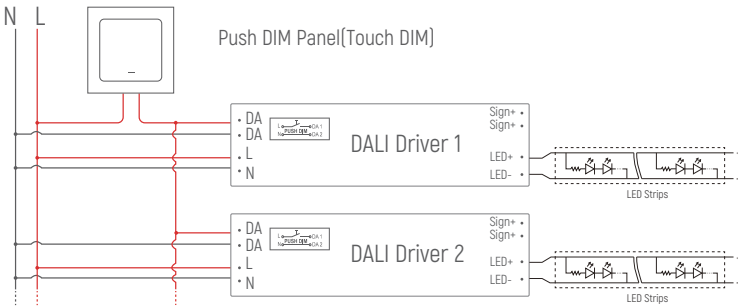
Dimming Curve



Derating Curve



Touch DIM(Push DIM) Diagram



Remark: Only use open push button without indicator light. Maximum cable length between each Unit: 20 meters.

Push DIM Function

1. Press the Touch DIM (Push DIM) switch for 8s or more, the driver can be controlled via Push DIM switch.
2. Short press the Touch DIM (Push DIM) switch (<0.5s) to control the lamp on or off.
3. Long press the Touch DIM (Push DIM) switch (>0.5s) to dim the brightness of light. The dimming direction will change every time after pressing switch.
4. Double-click the Touch DIM (Push DIM) switch (<0.3s), then all lamps connected on the device will be set maximum brightness.
5. The brightness adjustment range is 1%-100%, and the light can be turned off through short pressing when doing the adjustment with long pressing Push DIM switch.
6. With the Power off memory function, the power-down state will be recovered when power on again.

Cautions

1. This product should be installed by qualified personnel.
2. This product is non waterproof, need to avoid sun and rain. In case of outdoor use, please ensure it is mounted in a water proof enclosure.
3. Good heat dissipation conditions extend product life. Please install the product in a well-ventilated environment.
4. Please make sure LED power supply output voltage, current is used to meet the product requirements.
5. Please ensure that adequate sized cable is used from the controller to the LED lights to carry the current. Please also ensure that the cable is secured tightly in the connector.
6. Due to safety concerns, PVC or rubber cord of 0.75-2.5mm² is recommended for input and output terminal(s) (excluding signal terminals). Flat power cord is not suitable. Ensure all wire connections and polarities are correct before applying power to avoid any damages to the LED lights.
7. In case of malfunction, do not repair it yourself.

LCP40AD-1H24V (102200640101)

概述

LCP40AD-1H24V是一款恒压输出模式LED驱动器。输出和调光电路完全符合新规定，隔离，确保用户和灯具系统在安装过程中使用。

产品特点

- 单通道恒压输出
- 支持DALI-2调光功能, 触摸调光(按键调光)功能, 0/1-10V调光功能
- 调光范围: 0.1-100%, 调光效果平滑, 无闪烁
- 保护: 短路、过载
- 适用于室内LED照明应用, 如洗墙灯、硬灯条、LED灯带等



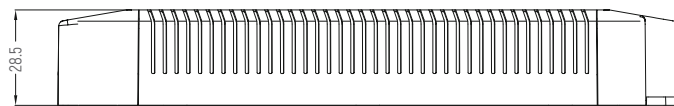
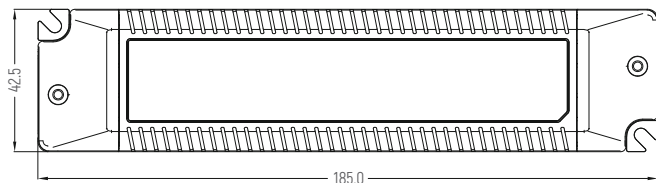
应用



技术参数

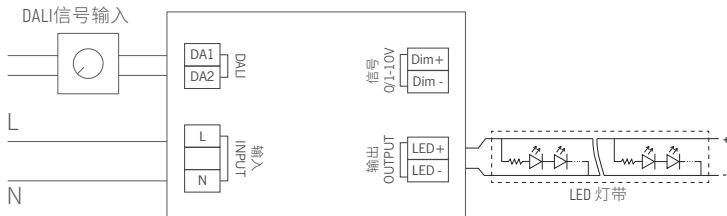
产品型号	LCP40AD-1H24V	
输入	效率	>85%@230VAC, 满载
	电压	220VAC-240VAC
	频率	50/60Hz
	功率因数	>0.95@230VAC, 满载
	THD	<10%@230VAC
	电流	0.27Amax@230VAC
	待机功耗	<1W
	浪涌电流	Cold start, 30A@230VAC
输出	电流/电压/功率	1.65A/24V/40W
	低频纹波电流(<120Hz)	<3%
	通道	1
	电流精度	±5%
	启动延时	<0.5s, at 230Vac
功能	调光方式	DALI/Touch DIM/1-10V/可调电阻/PWM
	调光范围	0.1%-100% 可调灭
保护	短路	关闭输出, 故障排除后自动恢复
	过载	当超过输出电压时, 输出电流减小, 负载减小时自动恢复。
	浪涌	L-N:1KV
安全与电磁兼容	耐受电压	I/P-O/P: 3750VAC/1min/10mA; I/P-E: 1875VAC/1min/10mA
	DALI标准	IEC 62386-101: 2014, IEC 62386-102: 2014; IEC 62386-207: 2009, DALI 2.0
	安全标准	EN61347-1, EN61347-2-13
	电磁兼容	EN55015, EN61000-3-2, EN61000-3-3
	EMC电磁抗扰度	EN61000-4-2,3,4,5,6,8,11; EN61547
其它	工作温度	-20°C-50°C, 20-50%RH
	储存温度	-40°C-85°C, 5-70%RH
	Tc	90°C
	材质	PC
	防水等级	IP20
	寿命	50,000小时@tc:80°C
	质保期	5年
	开关机次数	>25,000次
	包装信息	净重: 151g±5%/个; 50个/箱; 8.05kg±5%/箱; 外箱尺寸: 430*306*168mm(L*W*H)
	产品尺寸	185*42.5*28.5毫米

尺寸(mm)

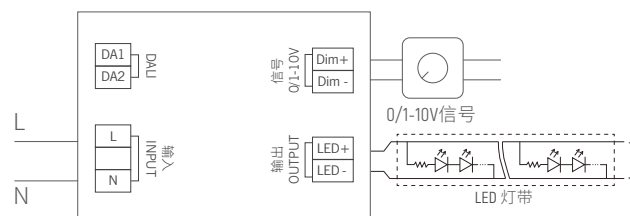


应用接线图

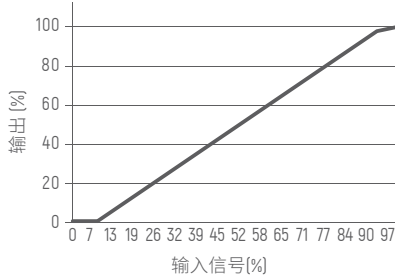
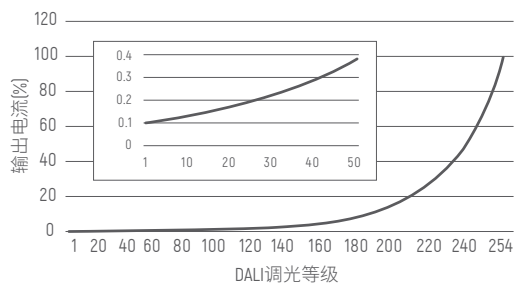
DALI



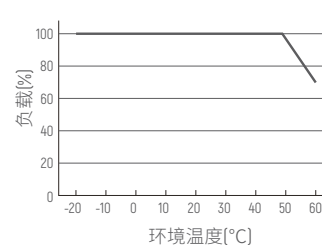
0/1-10V



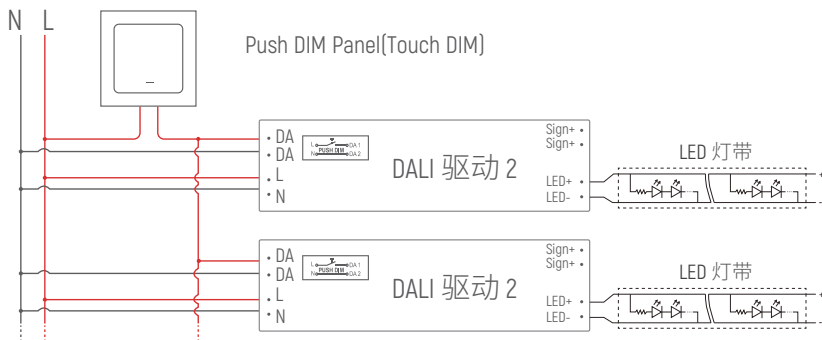
调光曲线



降额曲线



Touch DIM(Push DIM) 接线图



备注: 只能使用开路的按压式开关(不带指示灯). 采用同步连线时每个设备和设备之间的线长不超过20米.

Push DIM 功能

- 1.短按Push DIM (Touch DIM) 开关 (<0.5秒) 进行灯的亮暗控制。
- 2.长按Push DIM (Touch DIM)开关 (>0.5秒) 进行灯具的亮度调节, 光是调亮还是调暗, 随着每次按压的开关变化而变换。
- 3.双击Push DIM (Touch DIM)开关 (<0.3秒), 连接的所有灯具将达到最亮状态。
- 4.亮度调节范围为1%-100%。
- 5.具有断电记忆功能, 重新上电将恢复到上一次断电的状态。

注意事项:

- 1.本产品请由具有专业资格的人员进行调试安装。
- 2.本产品不能防水, 需避免日晒雨淋, 如安装在户外, 请用防水箱。
- 3.良好的散热条件会延长产品的使用寿命, 请把产品安装在通风良好的环境。
- 4.请检查使用的LED电源输出电压电流, 是否符合产品要求。
- 5.出于安全考虑, 推荐输入和输出(信号端除外)用0.75-1.5mm²PVC或橡胶线缆, 并确保接线牢固, 以免电线过热或接触不良触发事故。扁平电源线不适用。
- 6.通电调试前, 应确保所有接线正确, 以避免因接线错误而导致灯具损坏。
- 7.如果发生故障, 请勿私自维修; 如果有疑问, 请联系供应商。